

## In This Issue

<b>News</b> .....	<b>1</b>
About this newsletter .....	1
Server version 10.1.0.0 available .....	1
Unsupported items in V10.1.0 .....	1
Premium Feature Pack available .....	1
Server version 9.5.0.8 available .....	1
Server version 9.0.0.8 available .....	1
AFP Utilities support on IBM i .....	1
IBM Content Navigator 3.0.1 available .....	2
IBM Daeja ViewOne Virtual 5.0.1 available .....	2
End of Support for IBM i V7.1 .....	2
<b>Tips – Cross Platform – V10.1</b> .....	<b>2</b>
New System Administrator (Read-Only) user .....	2
64-bit clients available .....	2
ARSXLINE enhancements .....	2
New ODWEK Java API .....	2
Unique document ID .....	3
Hash SHA-256 support .....	3
Document encryption support .....	3
Add Document function on File menu .....	3
Easier access to the AGID .....	4
Easier access to server properties .....	4
Report Wizard enhanced .....	4
<b>Tips – Multiplatforms – V10.1</b> .....	<b>5</b>
OS/390 indexer support expanded .....	5
New active/active support .....	5
New external storage managers .....	5
<b>Tips – z/OS</b> .....	<b>5</b>
OnDemand for z/OS is now 64-bit .....	5
Support for zEnterprise Data Compression .....	5
z/OS Quick Hits .....	5
<b>Tips – IBM i – V10.1</b> .....	<b>6</b>
Default Application Group table size .....	6
UTF-8 support .....	6
Spooled file selection enhanced .....	7
OS/400 Indexer rewritten .....	7
AFP resource collection enhanced .....	7
System administrator authority required to use IBM Navigator for i .....	7
<b>Additional Information</b> .....	<b>7</b>

## News

### About this newsletter

This newsletter is designed to keep you better informed about IBM® Content Manager OnDemand on all platforms. The newsletter is published quarterly.

Previous editions of this newsletter can be found in [support item 7024130](#). They are also available on the OnDemand User Group web site under the heading '[Presentations, Newsletters, and such](#)'.

Correspondence related to this newsletter should be directed to [dbryant1@us.ibm.com](mailto:dbryant1@us.ibm.com).

This newsletter is formatted so that it is easier to read on wide screen devices. Use the full screen viewing option in Acrobat (Ctrl+L) for best results.

### Server version 10.1.0.0 available

#### Multiplatforms

The server version 10.1.0.0 installation files are available from Passport Advantage. The OnDemand Administrator and OnDemand Client are also available from [IBM Fix Central](#). See announcement letter [217-069](#) for more information.

#### z/OS

To upgrade your system, choose the applicable PTF from the list in [support item 1260192](#). See announcement letter [217-076](#) for more information.

#### IBM i

See the Information APAR for a list of the PTF numbers for your release. You should also review the corresponding Read This First document before installing the PTFs. We recommend that you order the PTF group when upgrading your system to V10.1.0.0.

Release	PTF Group	Info APAR	Read This First
V7.3	SF99252	<a href="#">I114799</a>	<a href="#">7046944</a>

Note that server version 10.1.0.0 is only available on V7.3.

### Unsupported items in V10.1.0

The following items are no longer supported in Content Manager OnDemand V10.1:

- The ODWEK 32-bit CGI and Servlet are no longer supported and are not included in V10.1. Customers using CGI and Servlet should switch to IBM Content Navigator (ICN). ICN is available at no charge to all Content Manager OnDemand customers. Visit the [ICN home page](#) for more information.
- The Image Web Viewer (ActiveX) is no longer supported and is not included in V10.1.
- The Oracle Solaris operating system is no longer supported.
- Windows Vista and Windows XP are no longer supported.

### Premium Feature Pack available

On April 7, 2017, version 10.1 of Content Manager OnDemand was released for all platforms including IBM i and z/OS. Included in this announcement was the Premium Feature Pack as a new option that includes the Full Text Indexer, Enhanced Retention Management, PDF Indexer and OnDemand Distribution Facility (Report Distribution). These were separate features with pricing based on Processor Value Units (PVU). You now have one Passport Advantage part number that includes all four features for one flat charge. If you purchase the Premium Feature Pack before September 30, 2017, you will receive an additional 25% discount off of your entitled price. You must upgrade to Content Manager OnDemand V10.1 to take advantage of this Premium Feature Pack. In most cases this is far less expensive and easier than purchasing the individual parts (which are still available with PVU pricing).

There is a YouTube [presentation](#) (23 minutes) about the new release of Content Manager OnDemand including the Premium Feature Pack. Contact your IBM marketing representative or business partner for pricing information.

### Server version 9.5.0.8 available

#### Multiplatforms

The fix pack 9.5.0.8 installation files are available from [IBM Fix Central](#). This includes the OnDemand Administrator and OnDemand Client.

#### z/OS

To upgrade your system, choose the applicable PTF from the list in [support item 1260192](#).

#### IBM i

See the Information APAR for a list of the PTF numbers for your release. You should also review the corresponding Read This First before installing the PTFs.

Release	PTF Group	Info APAR	Read This First
V7.1	SF99250	<a href="#">I114497</a>	<a href="#">7018085</a>

Note that server version 9.5.0.8 is only available on V7.1.

### Server version 9.0.0.8 available

#### Multiplatforms

The fix pack 9.0.0.8 installation files are available from [IBM Fix Central](#). This includes the OnDemand Administrator and OnDemand Client.

#### z/OS

To upgrade your system, choose the applicable PTF from the list in [support item 1260192](#).

### AFP Utilities support on IBM i

The last release for the IBM Advanced Function Presentation Utilities program product, 5770-AF1, which provides commands to create AFP resources, was IBM i V7.2. The Advanced Function Presentation data stream is now an open architecture managed by the AFP Consortium. There are numerous third party products that run on IBM i, and on other platforms, that can be used to create AFP resources. Customers using 5770-AF1 at releases prior to V7.3 should switch to other products for creating AFP resources prior to upgrading to V7.3.

Note that support for AFP in the IBM i operating system, and in Content Manager OnDemand for i, is unchanged.

## News (continued)

### IBM Content Navigator 3.0.1 available

IBM Content Navigator 3.0.1 is available for download from IBM Passport Advantage and [IBM Fix Central](#). New features include:

- A new default style which introduces improvements to various elements of the user interface such as color, layout, enhanced data presentation, and button behavior.
- Enhanced URL capabilities that make it easier to leverage IBM Content Navigator from within your custom applications.
- For improved serviceability, you can change logging levels without having to restart the application server.
- You can register additional document MIME types beyond the default set that is currently provided in IBM Content Navigator.
- More than 100 APARs have been fixed.
- There are additional enhancements for Content Manager and Filenet P8 users.

Documentation is available in the ICN [Knowledge Center](#).

### IBM Daeja ViewOne Virtual 5.0.1 available

The Daeja ViewOne Virtual 5.0.1 installation files are available from [IBM Fix Central](#). New features include:

- IBM Daeja ViewOne now provides a new edit mode called document builder, in addition to the annotation and redaction modes. Document builder mode enables users to add, copy, move, and delete pages in a PDF or TIFF document that are displayed in the viewer.
- There is an enhanced user interface.
- There are new methods in the JavaScript SDK.
- More than 30 APARs have been fixed.

Documentation is available in the Daeja ViewOne [Knowledge Center](#).

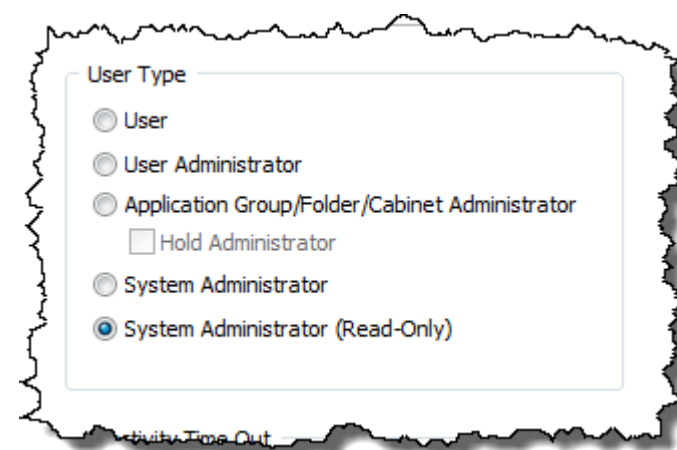
### End of Support for IBM i V7.1

Support for IBM i Version 7 Release 1, including Content Manager OnDemand for i V7.1, will end on April 30, 2018. See announcement letters [917-080](#) and [917-116](#) for more information.

## Tips – Cross Platform – V10.1

### New System Administrator (Read-Only) user

Content Manager OnDemand server version 10.1 adds a new user type, System Administrator (Read-Only). In the OnDemand Administrator client, users with a type of System Administrator (Read-Only) can view and summarize objects. The Add, Update, Delete, Copy, and Export options are not available. Trace Parameters and System Parameters can be viewed but not updated. When using ARSXML, a System Administrator (Read-Only) can export all objects, including Trace Parameters and System Parameters.



### 64-bit clients available

Beginning at server version 10.1, the OnDemand Administrator Client and the OnDemand Client are now available in both 32-bit and 64-bit versions. The 32-bit and 64-bit clients can co-exist on a 64-bit workstation.

For details regarding default directory path names, registry keys, and other considerations, see the Content Manager OnDemand Windows Client Customization Guide.

The following limitations exist in the 64-bit clients but are fully supported in the 32-bit clients:

In the 64-bit OnDemand Administrator client, the following are not supported:

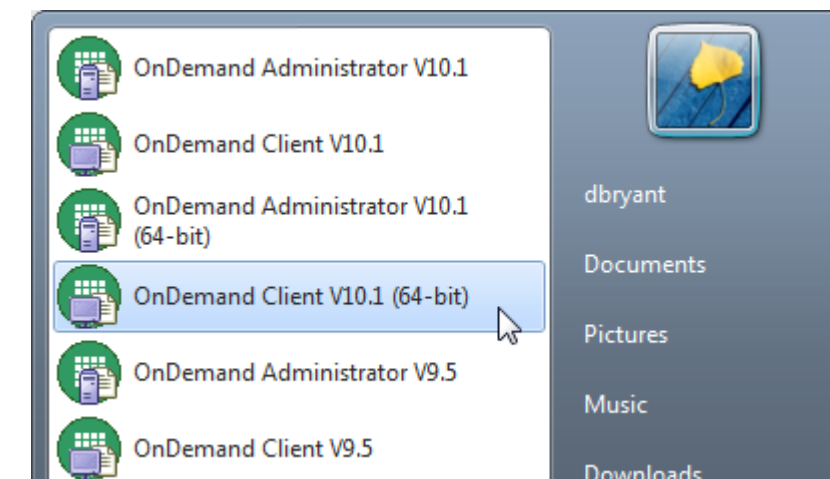
- Graphical indexer markup of PDF documents
- Transferring of spooled files directly from an IBM i output queue (by using the Spooled File radio button on the Select File dialog). To download sample data when using the 64-bit Administrator Client, use the directions in the [3<sup>rd</sup> Quarter 2016 newsletter](#), the tip titled “Creating sample data for a complete spooled file.”

Note that the limitation on transferring spooled files with the 64-bit OnDemand Administrator client will be removed in a future fixpack.

In the 64-bit OnDemand Client, the following are not supported:

- CD-ROM mastering
- Seamless image viewing (for viewing images seamlessly within the OnDemand client viewing window versus viewing in a separate window)
- Seamless PDF viewing with Adobe Acrobat (for viewing PDF documents seamlessly within the OnDemand client viewing window versus viewing in a separate window with Adobe Reader)
- OLE interfaces
- DDE interfaces

The Version 10.1 and Version 9.5 clients can coexist on the same workstation.



### ARSXLINE enhancements

At server version 10.1, the ARSXLINE utility has been enhanced to include the ability to handle overstrikes, and to add an image when creating a PDF document. The new parameters are:

```
-g <pdf_image_file> pdf image file (.png or .jpg)
-k <overstrike_mode> overstrike mode (default M - Merge, S - Separate, F - Full)
-K <pdf_image_mode> pdf image mode (default A - All, F - First, L - Last)
```

### New ODWEK Java API

There is a new Content Manager OnDemand Web Enablement Kit (ODWEK) Java API in server version 10.1 to check if the current user can load documents to the current Content Manager OnDemand server.

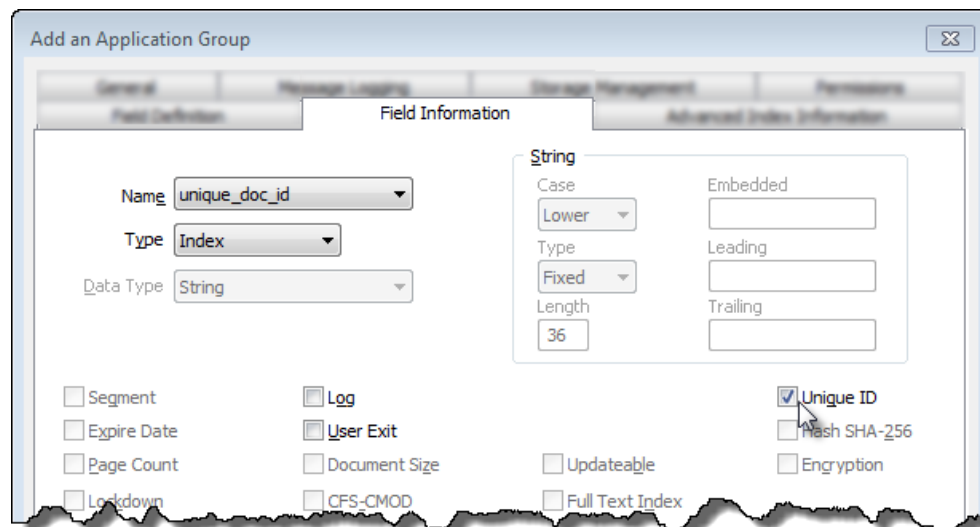
## Unique document ID

New in server version 10.1, the unique document identifier provides improved document addressability. A new application group field check box called Unique ID is added to the application group definition for application groups that are created on a V10.1 server. The database field that is designated as the unique document ID contains a 36-byte string that is similar to:

75b820e3-bba0-4e3e-975f-171ec38321c4

The value uniquely identifies the row in the database. If a document is stored with more than one row of indexes (multi-key), each row will have a different unique document ID.

The Unique ID check box will only be active if the data type of the field is String, the Type is either Filter or Index, and the Application Identifier Field, Reference, Partition, and Cluster check boxes are NOT checked. The String Case is set to Lower, the String Type is set to Fixed, and the String Length is set to 36.

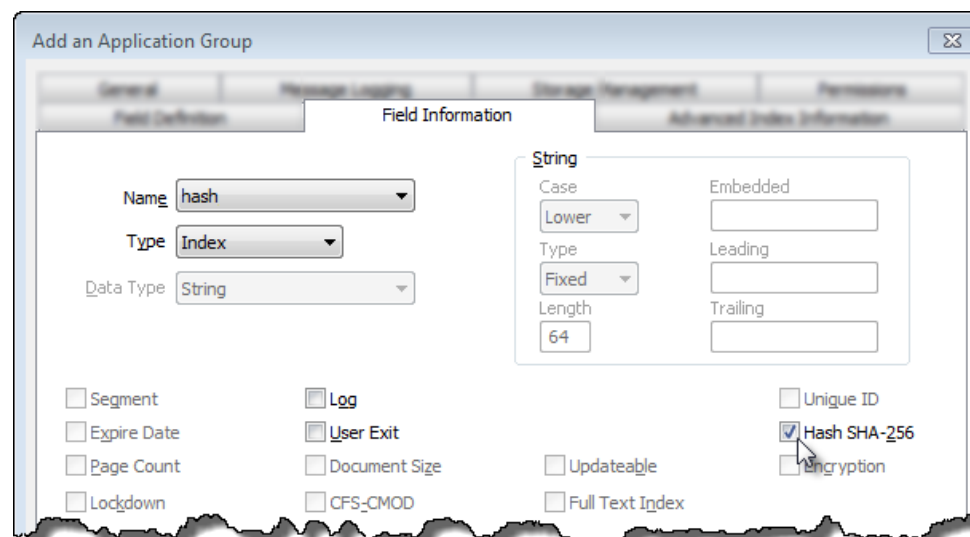


## Hash SHA-256 support

New in server version 10.1, Content Manager OnDemand can store a 64-byte string generated by using the SHA-256 algorithm for each document in the database when Hash SHA-256 support is enabled.

The value uniquely identifies the document in the database. If a document is stored with more than one row of indexes (multi-key), all rows will have the same Hash SHA-256 value.

The Hash SHA-256 check box will only be active if the data type of the field is String, the Type is either Filter or Index, and the Application Identifier Field, Reference, Partition, and Cluster check boxes are NOT checked. The String Case is set to Lower, the String Type is set to Fixed, and the String Length is set to 64.



## Document encryption support

Also new in server version 10.1, Content Manager OnDemand native encryption support encrypts your physical data, requires no hardware, software, or application changes, and provides transparent and secure key management.

Encryption is an effective way of protecting sensitive information that is stored on media or transmitted through untrusted communication channels. Encryption is mandatory for compliance with many government regulations and industry standards.

Content Manager OnDemand native encryption utilizes AES256 encryption regardless of the external storage manager. The system itself encrypts the data before it calls the underlying storage manager to write that data to media.

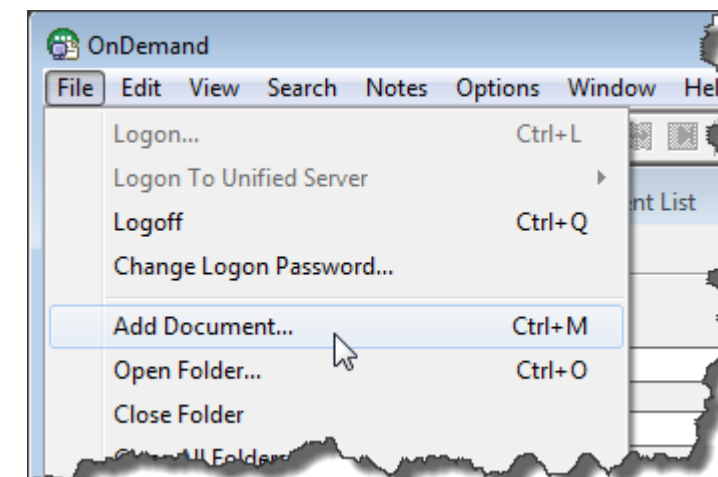
Encryption must first be enabled at the instance level. Then individual application groups must be configured to use encryption. Only data loaded after encryption is configured will be encrypted. Existing data will remain unencrypted.

More details about implementing encryption with Content Manager OnDemand can be found in [support item 7049568](#).

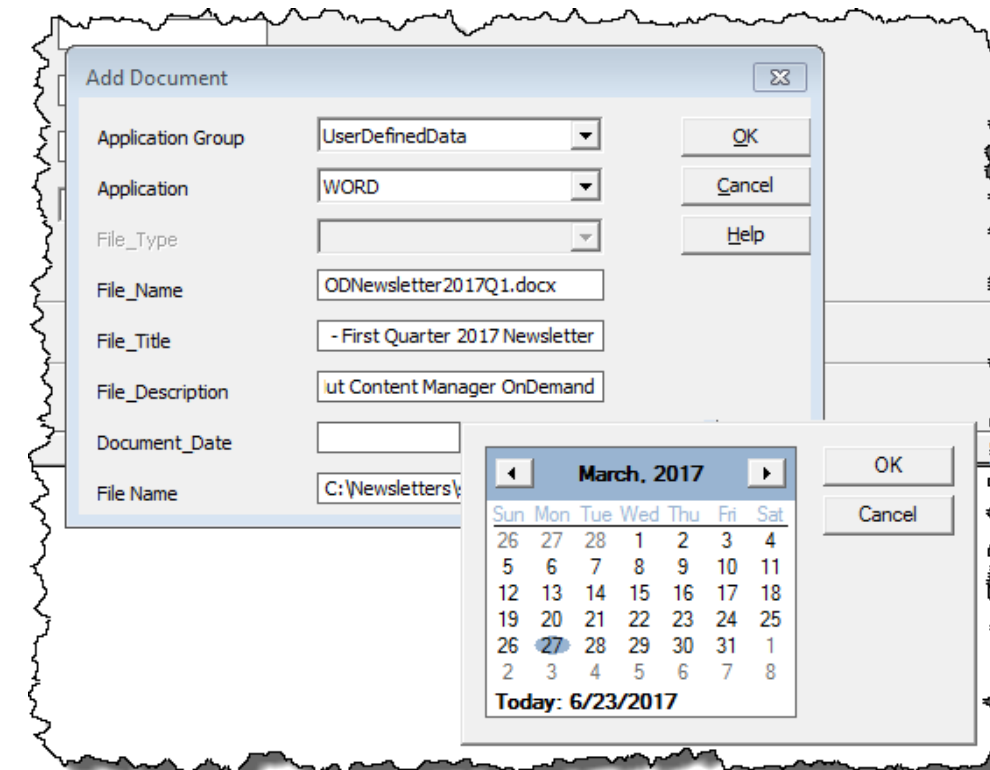
## Add Document function on File menu

In V10.1, the OnDemand Client adds support to add individual documents from your workstation to a Content Manager OnDemand folder.

In the OnDemand client, open a folder, then click on File > Add Document.



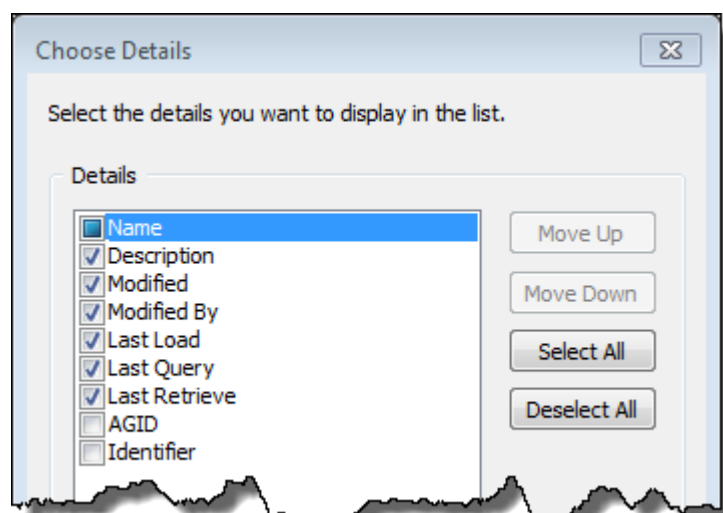
The Add Document dialog is displayed. Select the Application Group and Application, then fill in the values for indexes and select a file on your workstation. Click OK and the document will be loaded into Content Manager OnDemand.



### Easier access to the AGID

Determining the application group identifier (AGID) and identifier (also known as the AGID name) has previously been a somewhat lengthy process, requiring you to view the application group in the OnDemand Administrator client, then click on the Storage Management tab, and then the Advanced button.

That process has been simplified when using the V10.1 OnDemand Administrator client. The AGID and AGID name can now be added to the Application Groups view. Logon to your Content Manager OnDemand instance, click on Application Groups, then click on View > Choose Details from the menu bar. The AGID and Identifier are now available. Click on one or both of these items, then move them up or down in the list as desired.



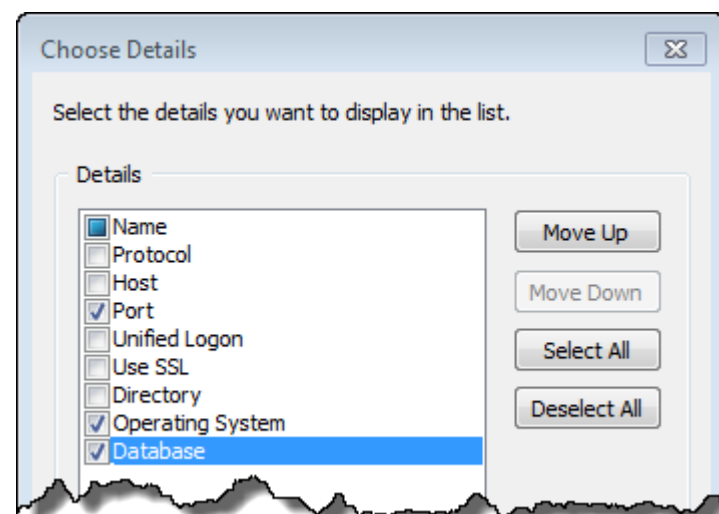
Click OK to save your changes, and the AGID and Identifier are now displayed in the Application Groups list. This enhancement works for all V9.0, V9.5, and V10.1 instances when used with the V10.1 OnDemand Administrator client.

Name	AGID	Identifier	Description
D2Invoice	6934	IUA	Johnson Invoices
DAILYBILL	6269	VNA	Alpha Sort Transaction Report - Hospital D
DELQCY	6271	WNA	Numeric transaction report - Loan Delinquen
DMR352P	6273	XNA	Swedish Transaction report - Faktura Journa
DSDRPT01	6904	AUA	Large Segment Size
DTLBILLS	6276	YNA	Group Range Triggers - Patient Bills
EB3118	7054	RVA	French complex triggers, fields, defaults, da
EB3118PR	6278	ZNA	Factures ALIZEE
EDFACT	6280	AOA	Factures Format INFOLOG - Overprinting
ENLEVEMENT	6282	BOA	Rapport d'Enlevement

### Easier access to server properties

Determining the connection properties for an instance has previously been a tedious process, requiring right clicking on the instance name in the OnDemand Administrator client, then clicking the Properties option on the pop-up menu.

That process has been simplified when using the V10.1 OnDemand Administrator client. The connection properties can now be added to the OnDemand Servers view. Click on OnDemand Servers, then click on View > Choose Details on the menu bar. In addition to connection properties, such as Host and Port, the Operating System and Database are also available for selection.



For TCP/IP servers, the Database, and Operating System column will be empty until the server is logged on the first time. Once the server is logged on, the columns will be updated and will appear in the column even when the TCP/IP server is logged off.

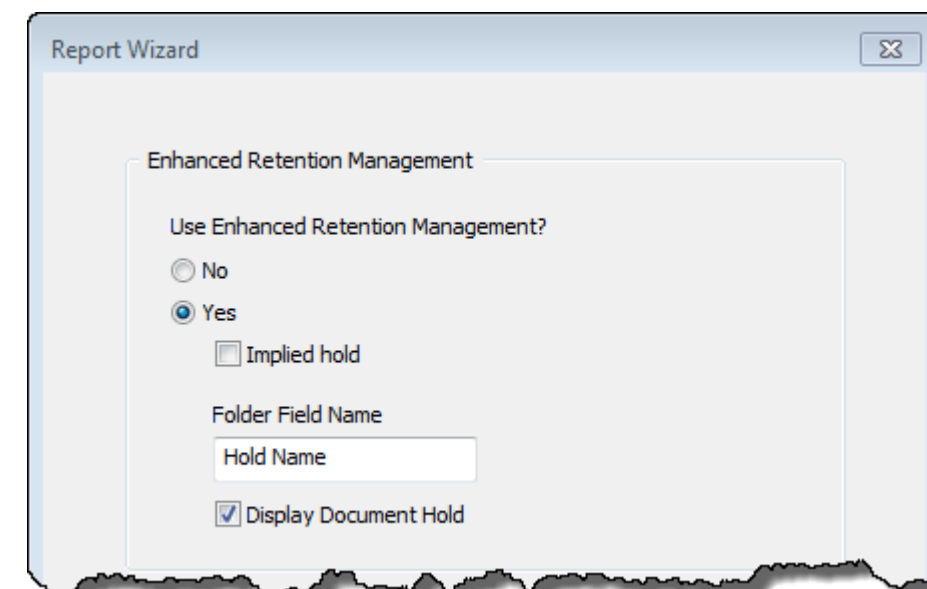
Click OK to save your changes, and the connection properties are now displayed in the OnDemand Servers list. This enhancement works for all V9.0, V9.5, and V10.1 instances when used with the V10.1 OnDemand Administrator client.

Name	Port	Operating System	Database
od10aix	1445	AIX	DB2
od95aix	1445	AIX	DB2
od9aix	1491	AIX	DB2
Y_ONDDEU	1507	IBM i	DB2
Y_ONDELL	1508	IBM i	DB2
Y_ONDENU	1511	IBM i	DB2
Y_ONDESP	1512		
Y_ONDFRA	1514	IBM i	DB2

### Report Wizard enhanced

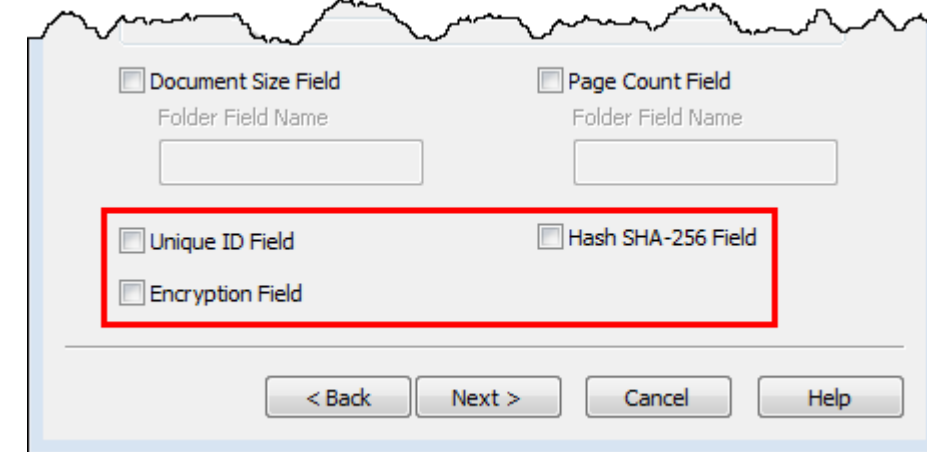
In server version 10.1, configuration of Enhanced Retention Management in the Report Wizard has been simplified.

- The database field name is now fixed (the same way it is for Full Text Indexing, Document Size, and Page Count) and is set to doc\_hold.
- The folder field name specified is created as a field of type Hold that allows the end user to search for a specific hold.
- The Display Document Hold option allows the administrator to set that option without having to edit the folder after the Report Wizard completes.



Configuration of the new Unique Document ID, Hash SHA-256, and Encryption capabilities can also be done using the Report Wizard.

- The database field names are fixed as unique\_id, encrypt\_fld, and hash\_sha256.
- Folder fields are not added for these capabilities, but can be added manually if necessary, for example, if the Unique Document ID needs to be exposed to the end users.



## Tips – Multiplatforms – V10.1

### OS/390 indexer support expanded

Beginning in server version 10.1, the OS/390 indexer is now supported on all Multiplatforms servers. In Content Manager OnDemand V9.5, the OS/390 indexer was only supported on AIX (64-bit) in addition to z/OS.

### New active/active support

New in V10.1, active/active support allows multiple Content Manager OnDemand servers to be active at the same time against the same Content Manager OnDemand instance when leveraging a highly available database, such as DB2 pureScale.

### New external storage managers

Support has been added in Content Manager OnDemand V10.1 for the following external storage managers:

- Amazon S3
- IBM Cloud Object Storage (formally Cleversafe)
- OpenStack Swift (support originally released in 9.5.0.4)
- Apache HDFS (support originally released in 9.5.0.4)
- File System

Storage node passwords are no longer exported when the storage set is exported for the following storage managers:

- IBM Spectrum Protect™ (formerly Tivoli Storage Manager)
- Amazon S3
- IBM Cloud Object Storage
- OpenStack Swift
- Apache HDFS

## Tips – z/OS

### OnDemand for z/OS is now 64-bit

At server version 10.1, most components of Content Manager OnDemand for z/OS are now 64-bit, including the server, the exits, the OS/390 indexer, and the Content Manager OnDemand Distribution Facility (ODF). Some (but not all) exits will need to be recompiled for AMODE 64. See the [V10.1 Read me](#) for more details.

### Support for zEnterprise Data Compression

Support for zEnterprise Data Compression (zEDC) is available with server version 10.1 and z/OS version 2.2 for OD77 and OD77Lite compression methods (on z/OS servers only).

Content Manager OnDemand will automatically attempt to use zEDC unless configured not to by using the ARS\_USE\_ZLIB\_HW=0 setting in the ARS.CFG file.

### z/OS Quick Hits

#### Use care when putting DB2 into maintenance mode

We've had reports of OAM thread isolation support (OTIS) not functioning properly after running DB2 in maintenance mode. Be sure to recycle both OTIS and OAM afterwards to ensure there are no problems.

#### LE Error Handlers often mask the original cause of a S0C4 in Content Manager OnDemand

Don't be surprised if, after reporting a S0C4 in ARSLOAD to Content Manager OnDemand software support, we ask you to do the following:

Add the following inline in the JCL: (or use any other method you prefer for changing the LE parameters):

```
//CEEOPDS DD *
TERMTHDACT(UAIMM),
TRAP(ON,NOSPIE).
RPTOPTS(ON)
/*
```

Create an IEASLPxx member as follows:

```
SLIP SET, ID=QQQQ, COMP=U4039, A=SVCD, JOBNAME=arsload,
JOBLIST=(arssockd, arsload, *MASTER*),
SDATA=(ALLNUC, CSA, GRSQ, LPA, LSQA, PSA, RGN, SQA, SWA, TRT, SUM
, XESDATA),
END
```

where ARSSOCKD is the name of your ARSSOCKD server and ARSLOAD is the name of your load job.

To enable the slip, issue the following console command "SET SLIP=XX" where XX is the suffix of the IEASLPXX

## Tips – IBM i – V10.1

### Default Application Group table size

When using the V10.1 OnDemand Administrator client, the default database size for newly created application groups is now Single Table for All Loads. Previously it was 10,000,000 rows.

The default applies to all supported server versions on IBM i (such as V9.0, V9.5, V10.1). In other words, any time you create a new application group using the V10.1 OnDemand Administrator client, the default will be Single table for all loads when logged on to an IBM i server.

Note that certain changes may result in a new table being created, for example, switching from old style to new style dates.

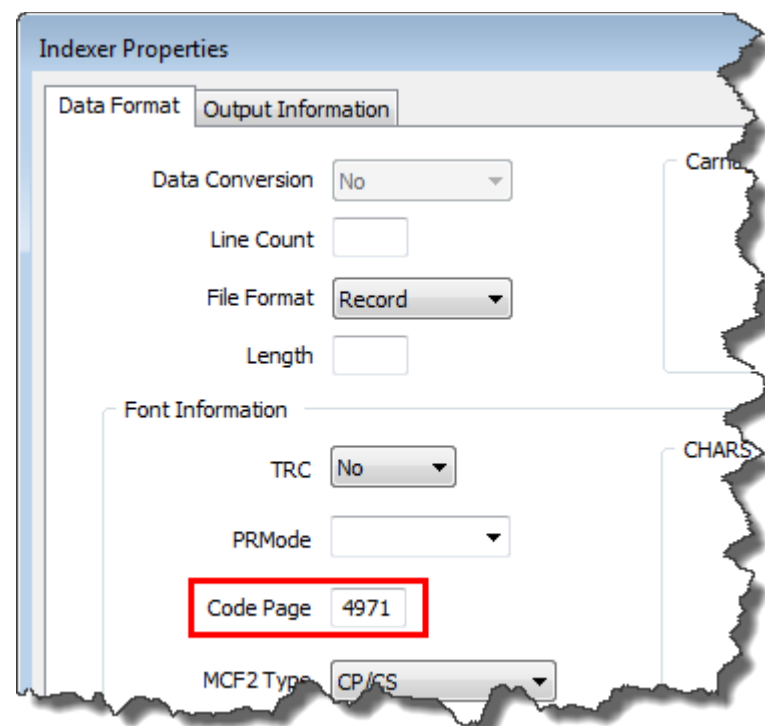
### UTF-8 support

Content Manager OnDemand server version 10.1 adds UTF-8 support on IBM i. UTF-8 support is sometimes referred to as Unicode support. UTF-8 support is valid only for new instances. Conversion of existing instances to UTF-8 is not supported. When creating an instance by using the Create Instance (CRTINSTOND) command, there is a new Database files CCSID (DBFCCSID) parameter available. If the DBFCCSID parameter value is specified as \*UTF8 when you run the CRTINSTOND command, a parameter entry of ARS\_IBMI\_UTF8\_TABLES=1 is added to the ARS.CFG file for the instance. This parameter setting causes all character fields in all database files in the instance to be created with a CCSID setting of 1208. The ARS\_IBMI\_UTF8\_TABLES parameter value must not be changed after the instance is created. The ARS\_IBMI\_UTF8\_TABLES parameter must not be added manually to the ARS.CFG file for any new or existing instances. Note that the instance is still created with specific Language ID (LANGID) and Locale (LOCALE) parameter settings. The instance server job will run in the specified language and locale.

Jobs loading data into a UTF-8 instance must NOT have a CCSID value of 65535. If the job that is loading data has a CCSID value of 65535, the load will fail with message OND2049 - Application group not found. To resolve the problem, you can change the job to have a different CCSID value, change the CCSID setting of the user profile, or change the Coded character set identifier (QCCSID) system value.

When storing indexes in a UTF-8 instance, it is important to note that some characters will use more than one byte when stored in a UTF-8 field. Latin lowercase and uppercase characters [a-z] [A-Z] and Arabic numerals [0-9] use only one byte. Accented characters might use two bytes. DBCS characters might use two or three bytes.

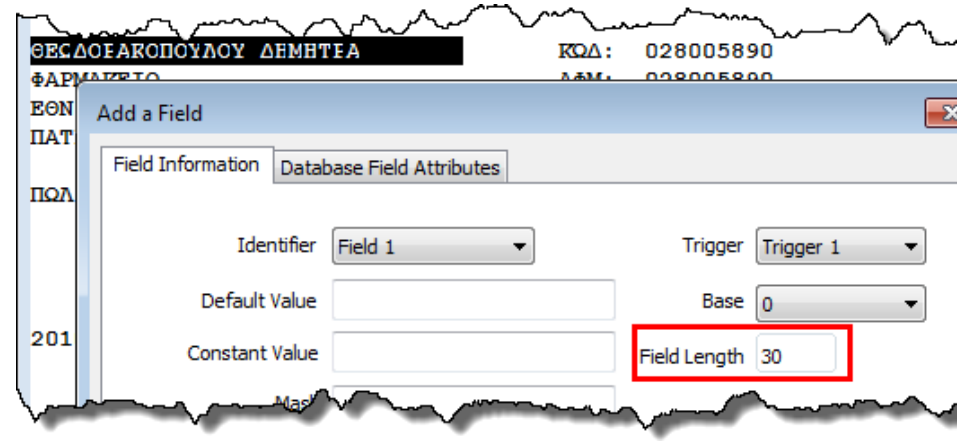
When using the graphical indexer of the OnDemand Administrator client with a UTF-8 instance, the Indexer Properties dialog will be presented before your sample data is displayed. You must set the Code Page to the value that matches the data being indexed.



When indexes are stored, they are converted from the Code Page specified on the Indexer Properties dialog to UTF-8 (CCSID 1208). String conversion between code pages might result in an increase in the length of the string when data is loaded on the server. For example, the OnDemand Administrator client might require two bytes to display a double-byte character, yet the server might require three bytes to store the character in the database.

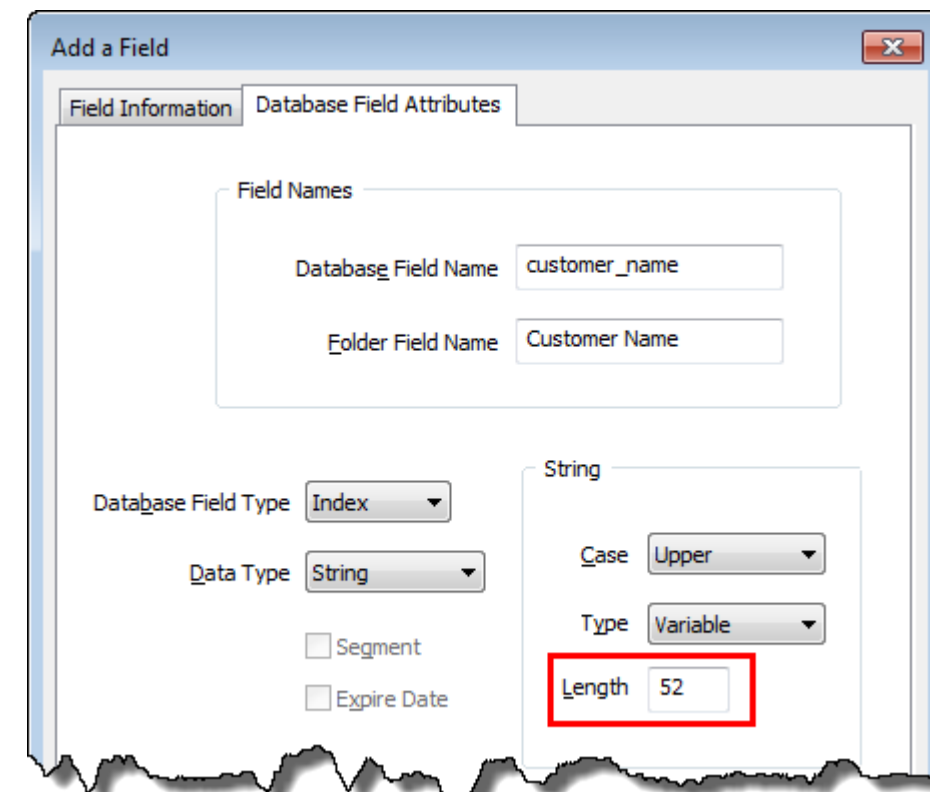
When storing data for languages such as Greek, Russian, and Arabic, it is recommended that you create application group string fields that are double the length you would use if the instance did not support UTF-8. For other languages, if your index values contain accented characters, you will need to make the fields longer.

When selecting a string, the graphical indexer will set the Field Length to the length selected in the sample data.



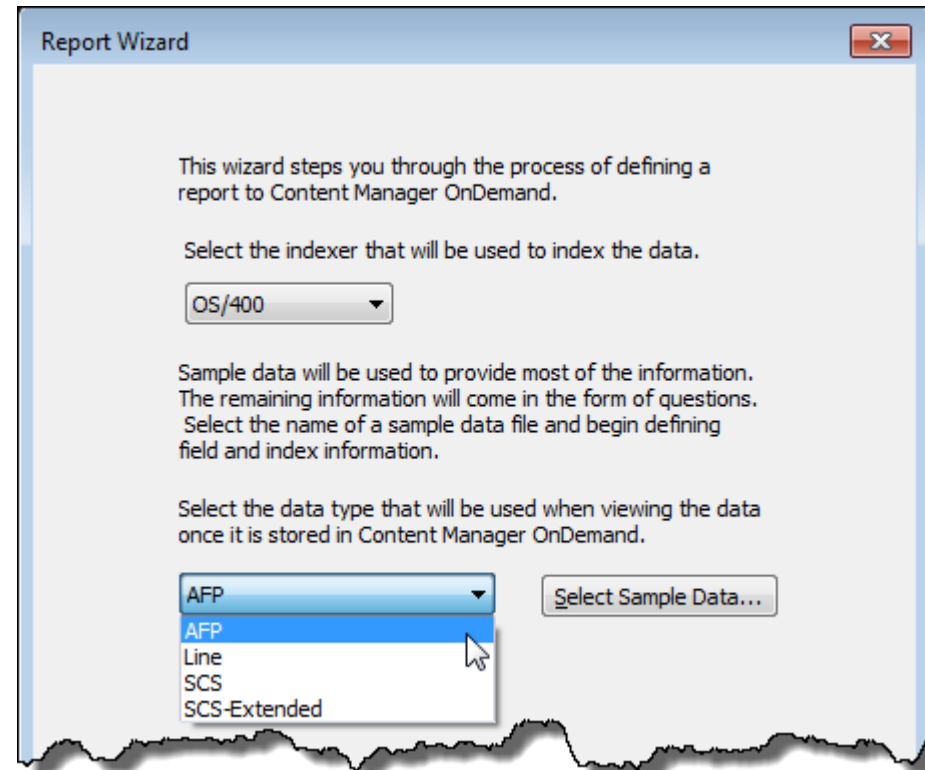
On the Database Field Attributes tab, the graphical indexer increases the string length to a size that is sufficient to hold the data that you have selected. If you expect that other possible values for the field might require more space than Content Manager OnDemand calculated, you can override the length by typing a different number in the space provided.

In the example shown below, because the data is Greek, the Database Field Attributes Length should be increased from 52 to 60.

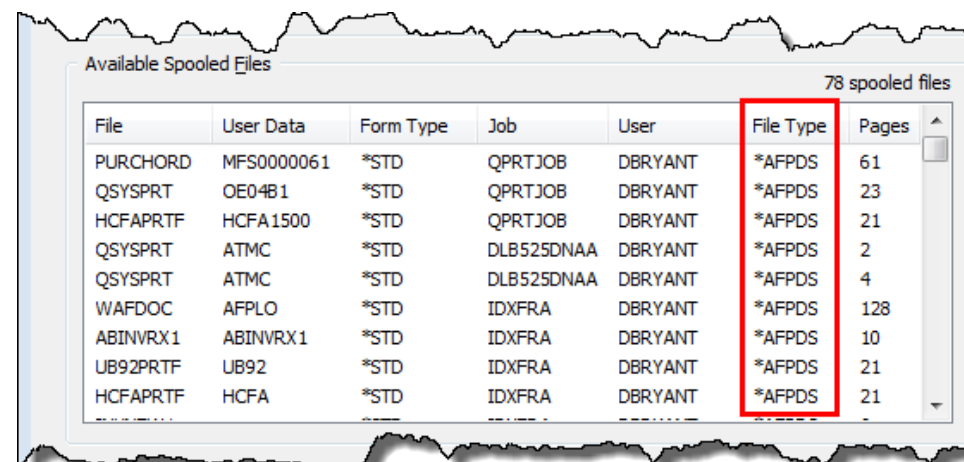


## Spooled file selection enhanced

When selecting a spooled file to download for use in the OnDemand Administrator graphical indexer, the list of spooled files displayed is now limited to the data type chosen in the Report Wizard, or the current data type of existing applications.



After choosing your data type, click the Select Sample Data button. On the Select File dialog, enter a value for the User or Output Queue and click the Retrieve List button. The list of Available Spooled Files that is displayed will be limited to the data type (File Type) you chose earlier.



This enhancement is available at all V7 releases and is independent of the server level of the system. The required PTFs are:

V7.1	V7.2	V7.3
SI65047	SI65048	SI65049

## OS/400 Indexer rewritten

The OS/400 indexer has been rewritten in server version 10.1 for improved performance and enhanced error handling. In our testing, indexing times, as captured in the System Load facility, were reduced 30% to 60%. Your results will vary based on your input data and system performance. The rewritten OS/400 indexer is included with, and requires, server version 10.1.

## AFP resource collection enhanced

The AFP resource collection performed by the OS/400 indexer is enhanced to support resources located in the IBM i Integrated File System (IFS).

Previously, AFP resource collection did not recognize AFP resources if they were found in the IFS. Resource collection can now handle both library-based resources and IFS-based resources. This will now allow spooled files that use IFS-based resources to be archived.

This enhancement is available beginning at server version 10.1.

## System administrator authority required to use IBM Navigator for i

Content Manager OnDemand system administrator authority is now required to perform all of the operations provided by the Content Manager OnDemand component of IBM Navigator for i, not just the creation of migration policies.

This change has been made for all V7 releases.

## Additional Information

### Knowledge Centers

Content Manager OnDemand for Multiplatforms [Knowledge Centers](#)

Content Manager OnDemand for z/OS [Knowledge Centers](#)

Content Manager OnDemand for i [Knowledge Centers](#)

### Publication Libraries - PDF versions of the documentation

Multiplatform	<a href="#">Version 9.0</a>	<a href="#">Version 9.5</a>	Version 10.1 - Use the Knowledge Center
z/OS	<a href="#">Version 9.0</a>	<a href="#">Version 9.5</a>	Version 10.1 - Use the Knowledge Center
IBM i	<a href="#">Version 7.1</a>	<a href="#">Version 7.2</a>	Version 7.3 - Use the Knowledge Center

### Product System Requirements

Multiplatform	<a href="#">Version 9.0</a>	<a href="#">Version 9.5</a>	<a href="#">Version 10.1</a>
z/OS	<a href="#">Version 9.0</a>	<a href="#">Version 9.5</a>	<a href="#">Version 10.1</a>
IBM i	<a href="#">Version 7.1</a>	<a href="#">Version 7.2</a>	<a href="#">Version 7.3</a>

### More Enterprise Content Management web sites

Content Manager OnDemand [Product Overview](#)

[Compatibility Matrix](#) for the CMOD clients and servers

Content Navigator [Product Overview](#)

IBM Software [Support Lifecycle](#) Policies (search for Content Manager OnDemand)

### Social Media

Follow [@IBM\\_ECM](#) on twitter for almost real-time news & updates on Content Manager OnDemand. For more information and links to all social media sites, see [support item 1673183](#).

### OnDemand User Group

The primary objective of the [OnDemand User Group](#) (ODUG) is to create an environment and network encouraging the exchange and development of information regarding Content Manager OnDemand and its associated products.

### Copyright and trademark information

Linux is a registered trademark of Linus Torvalds in the United States, other countries, or both. Microsoft, Windows, and the Windows logo are trademarks of Microsoft Corporation in the United States, other countries, or both.

Java and all Java-based trademarks and logos are trademarks or registered trademarks of Oracle and/or its affiliates.

A current list of IBM trademarks is available on the Web at "[Copyright and trademark information](#)".